

OA Reaction Web®

PATIENT APPLICATION



BEFORE USING THIS DEVICE, PLEASE READ THE FOLLOWING INSTRUCTIONS COMPLETELY AND CAREFULLY. CORRECT APPLICATION IS VITAL TO THE PROPER FUNCTIONING OF THE DEVICE.

INTENDED USER PROFILE:

The user should be able to:

- Read and understand the directions, warnings and cautions.

INTENDED USE/INDICATIONS:

The OA REACTION WEB knee brace is designed to help reduce osteoarthritis knee pain* by off-loading the affected joint compartment. Indications for use are mild to moderate unicompartmental osteoarthritis of the knee and patella, and post-operative rehabilitation.

CONTRAINDICATIONS:

- None

WARNINGS AND PRECAUTIONS:

If you experience any pain, swelling, sensation changes, or any unusual reactions while using this product, consult your medical professional immediately.

CLEANING INSTRUCTIONS:

The web, plastic parts and softgoods can be hand washed with mild soap in lukewarm water. Rinse both thoroughly. AIR DRY separately.

WARRANTY:

DJO, LLC will repair or replace all or part of the unit and its accessories for material or workmanship defects for a period of six months from the date of sale. To the extent the terms of this warranty are inconsistent with local regulations, the provisions of such local regulations will apply.

INTENDED FOR SINGLE PATIENT USE.

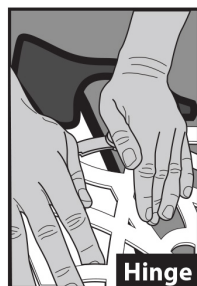
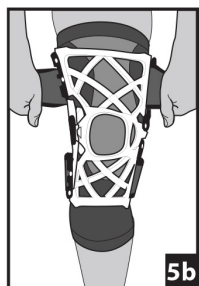
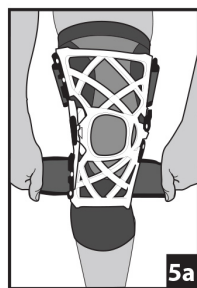
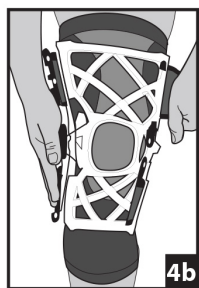
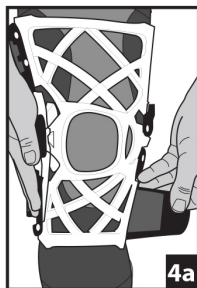
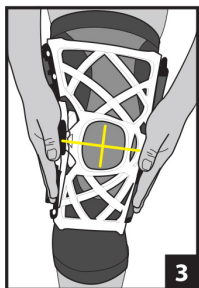
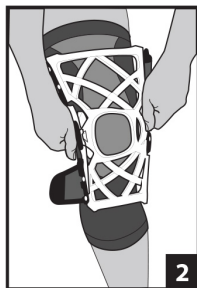
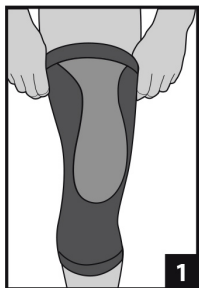
NOT MADE WITH NATURAL RUBBER LATEX

* Biomechanical and Clinical effects are beginning to show a "ladder of effectiveness" in managing knee pain and instability with different interventions at different stages and level of pain (Richards et al., 2015)

NOTICE:

WHILE EVERY EFFORT HAS BEEN MADE IN STATE OF THE ARTTECHNIQUES TO OBTAIN THE MAXIMUM COMPATIBILITY OF FUNCTION, STRENGTH, DURABILITY AND COMFORT, THIS DEVICE IS ONLY ONE ELEMENT IN THE OVERALL TREATMENT PROGRAM ADMINISTERED BY A MEDICAL PROFESSIONAL. THERE IS NO GUARANTEE THAT INJURY WILL BE PREVENTED THROUGH THE USE OF THIS PRODUCT.

Application Information



1. Pull on sleeve until comfortable and patella is centered.

NOTE: Wearing sleeve is optional.

2. Lay web over top of knee joint, centering web by aligning opening with patella (knee cap).

NOTE: Outside of web has the DonJoy logo, inside of web has dimples.

3. Ensure off-loading hinge (with silicone pad) is placed at the center of the knee joint.

4a. Feed loose straps through openings on the opposite side of the off-loading hinge on calf.

Then secure strap to black loop side of back pad.

4b. Repeat on thigh.

NOTE: Grey side of back pad should be placed on skin and loop black side should be away from leg.

5a. Once all straps are affixed, to ensure proper tightness lift and pull both of lower (calf) straps until snug.

5b. Repeat for top (thigh) straps – brace should be snug and comfortable, do not over tighten.

OFF-LOADING HINGE ADJUSTMENT:

Place off-loading hinge on the edge of a table. Place the thigh upright on the edge of the table about 1" above the hinge and press downward on the calf portion of the upright to create a bend in the upright. Repeat on the lower (calf) portion if necessary.

NOTE:

Ensure patient has comfortable amount of pressure from the off-loading hinge.



DJO, LLC

T 800.336.6569 D 760.727.1280 F 800.936.6569

2900 Lake Vista Drive | Lewisville, TX 75067 | U.S.A.

DJOglobal.com

COPYRIGHT © DJO, LLC 2020

MKTIS00-9852 Rev A

Individual results may vary. Neither DJO Global, Inc. nor any of its subsidiaries dispense medical advice. The contents of this document do not constitute medical, legal, or any other type of professional advice. Rather, please consult your healthcare professional for information on the courses of treatment, if any, which may be appropriate for you.